



مدرسة البحث العلمي  
School of Research Science

# FS2 Summer Revision Pack


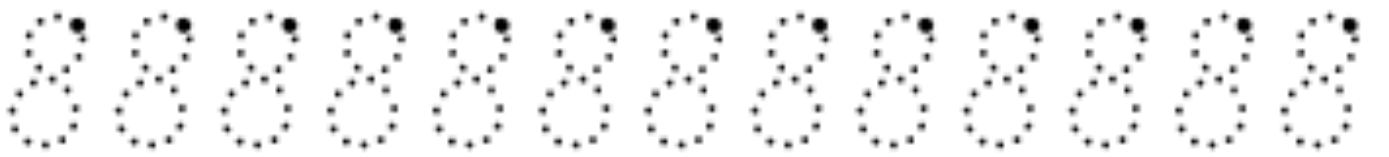
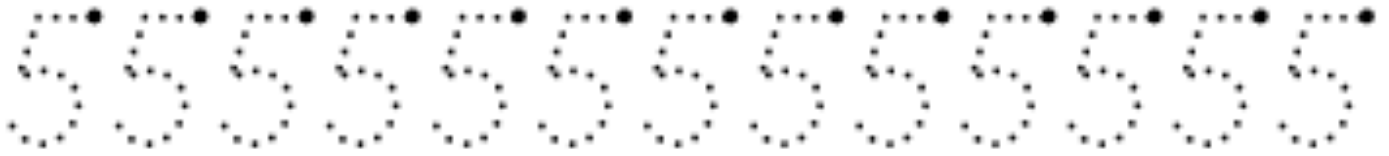
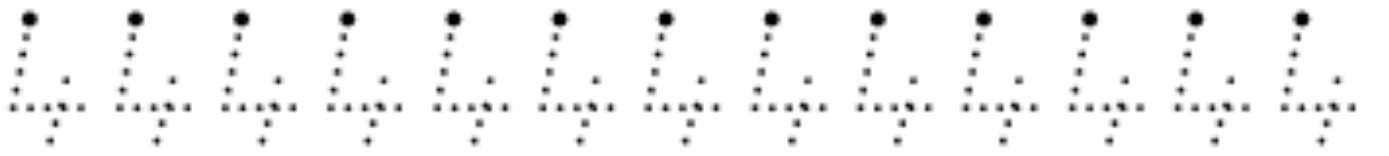
This pack will help you with the transition from **FS2** into **Year 1**.

Completion of this pack is optional and you do not need to return this to the school.



**Maths**

Writing Numbers: Carefully trace over the numbers. Start at the big dot.



Number bonds to 5.

How many frogs make 5?



$$\square + | \quad | =$$

$$\square + \square =$$

$$\square + \square =$$

$$| \quad | + | \quad | =$$

Number bonds to 10.

How many frogs makes 10?



$$\boxed{6} + \boxed{\phantom{00}} = 10$$

$$\boxed{9} + \boxed{\phantom{00}} = 10$$

$$\boxed{10} + \boxed{\phantom{00}} = 10$$

$$\boxed{8} + \boxed{\phantom{00}} = 10$$

$$\boxed{7} + \boxed{\phantom{00}} = 10$$





$$\boxed{5} + \boxed{\phantom{00}} = 10$$

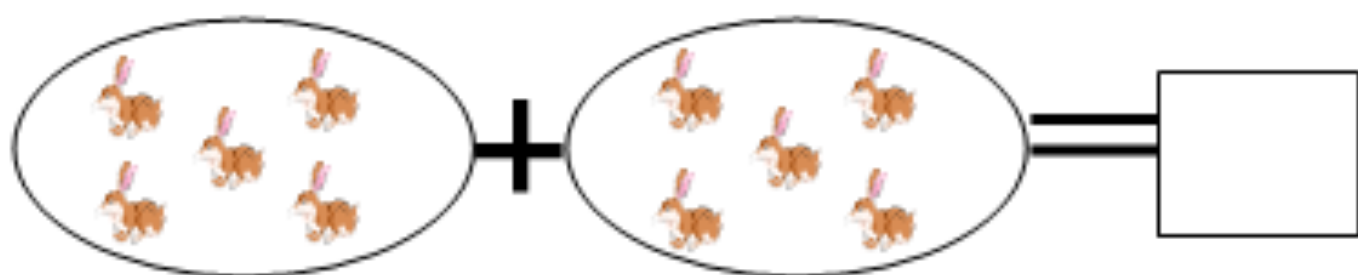
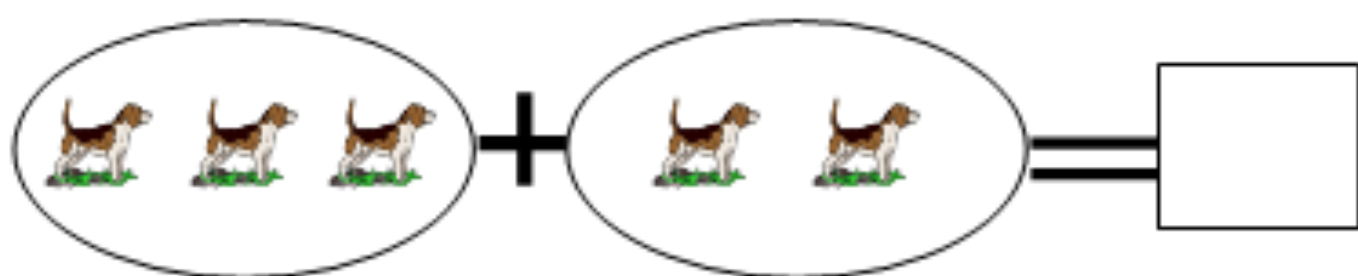
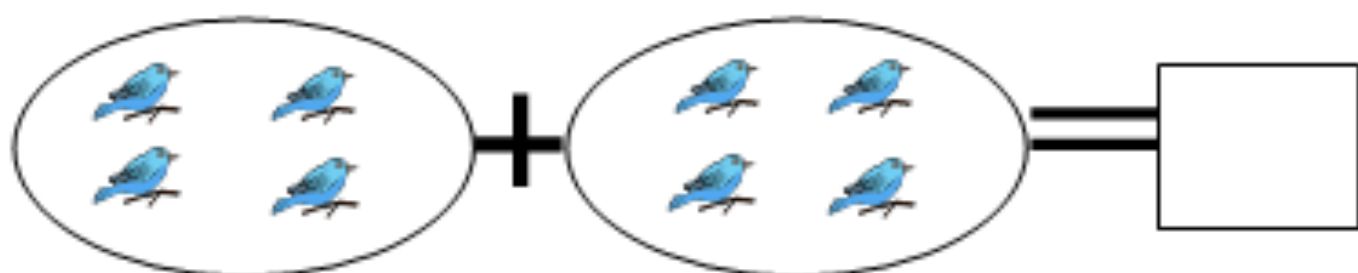
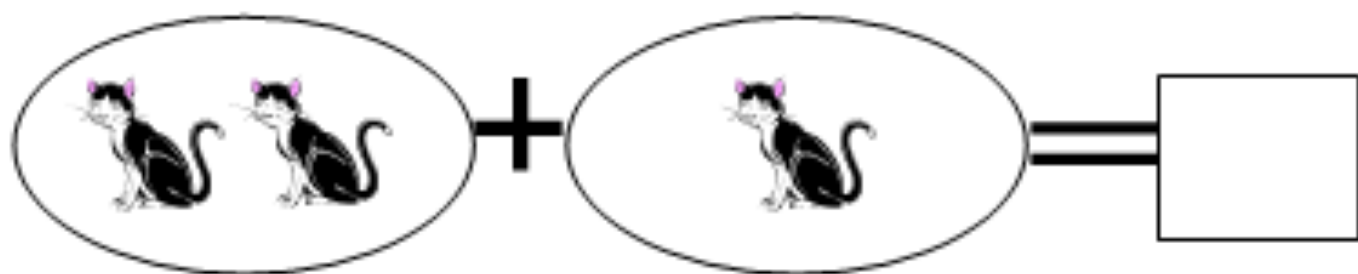
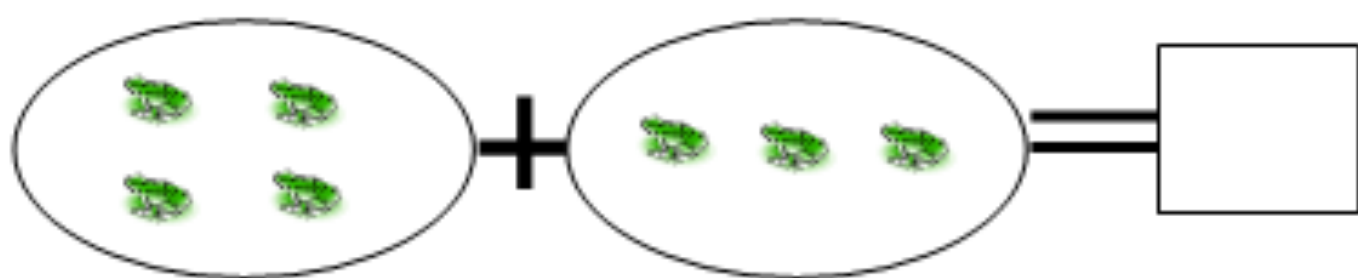
$$\boxed{4} + \boxed{\phantom{00}} = 10$$

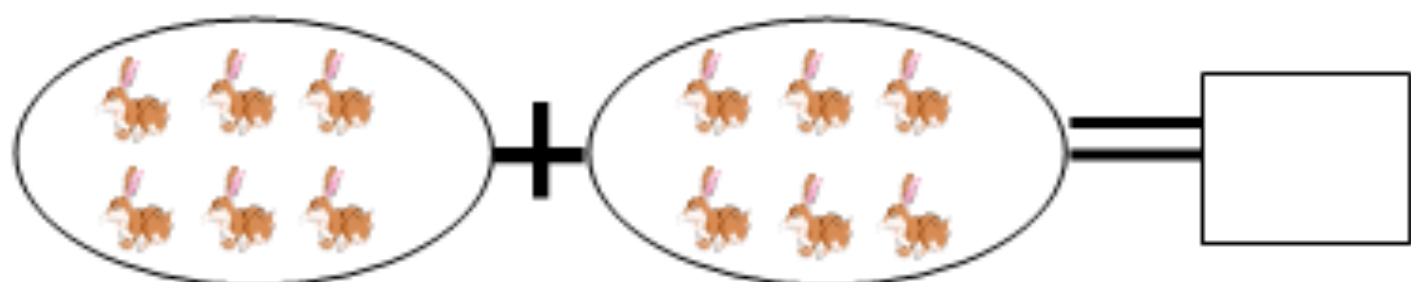
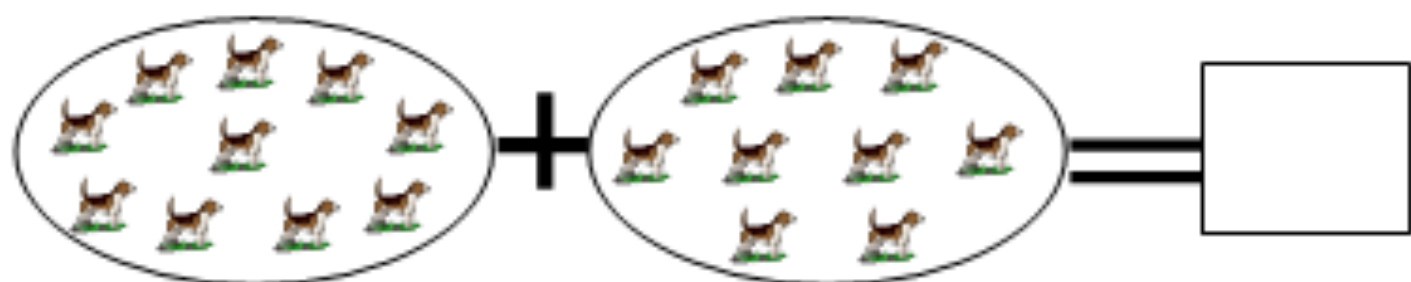
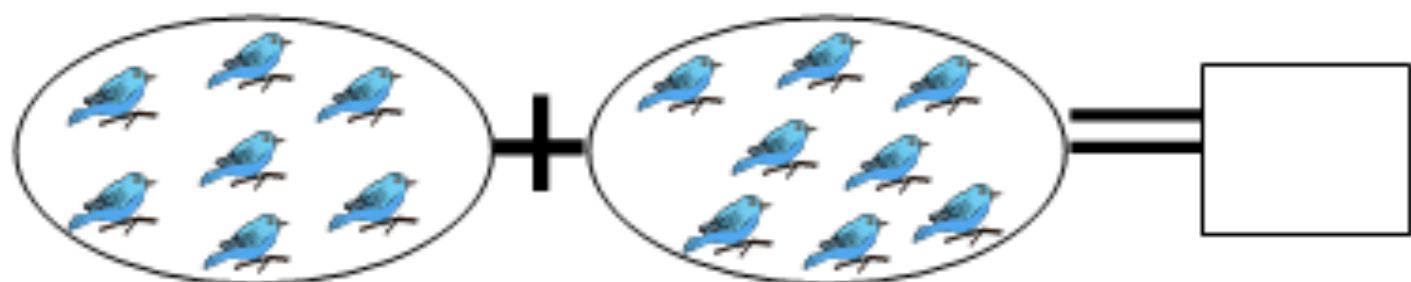
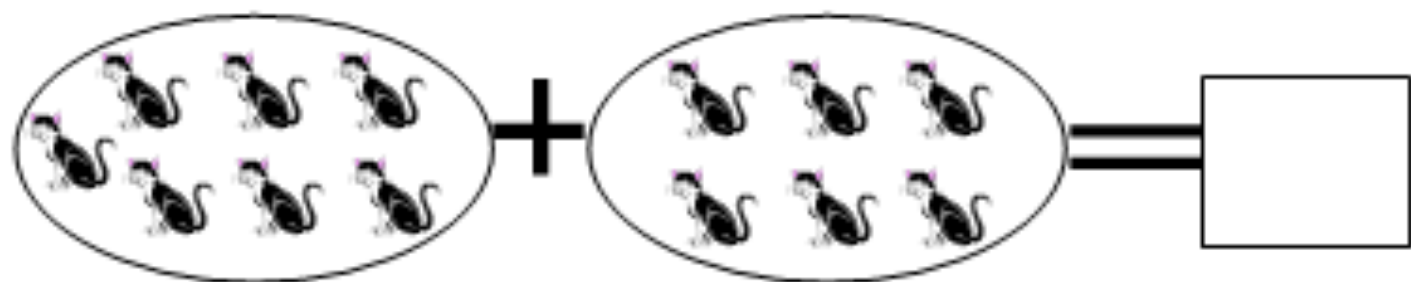
$$\boxed{3} + \boxed{\phantom{00}} = 10$$

$$\boxed{0} + \boxed{\phantom{00}} = 10$$

$$\boxed{1} + \boxed{\phantom{00}} = 10$$









add 1 more:



add 2 more:



add 3 more:



add 4 more:

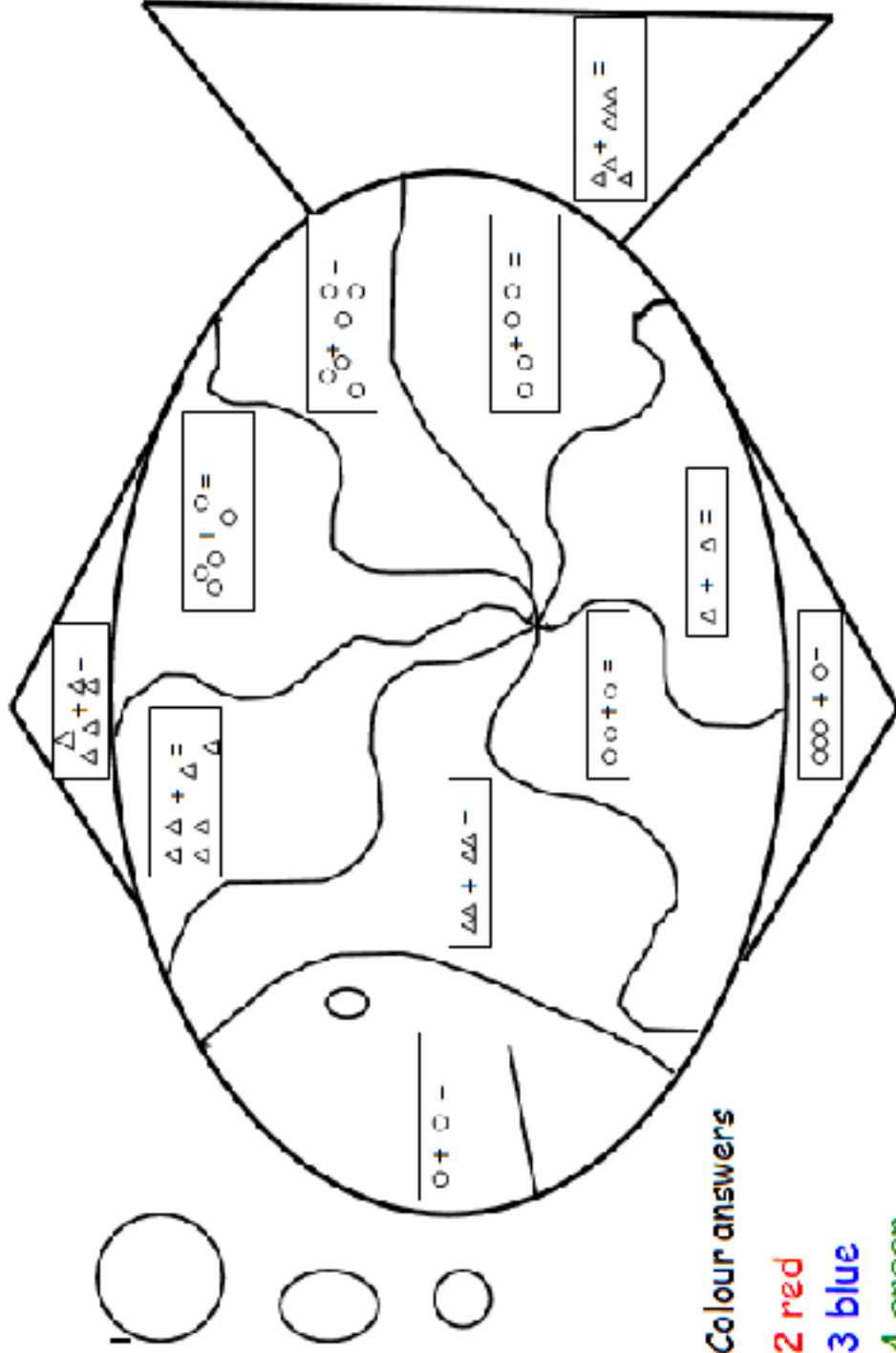


add 5 more:



add 7 more:





Colour answers

- 2 red
- 3 blue
- 4 green
- 5 yellow
- 6 brown



$10 - 1 = \square$



$5 - \square = \square$



$4 - \square = \square$



$7 - \square = \square$



$9 - \square = \square$

1) 3 Pears - 2 Pears = \_\_\_\_\_



2) 4 Pineapples - 3 Pineapples = \_\_\_\_\_



3) 5 Apples - 4 Apples = \_\_\_\_\_



4) 6 Oranges - 2 Oranges = \_\_\_\_\_



5) 8 Bananas - 6 Bananas = \_\_\_\_\_



6) 7 Strawberries - 5 Strawberries = \_\_\_\_\_



7) 9 Kiwis - 2 Kiwis = \_\_\_\_\_

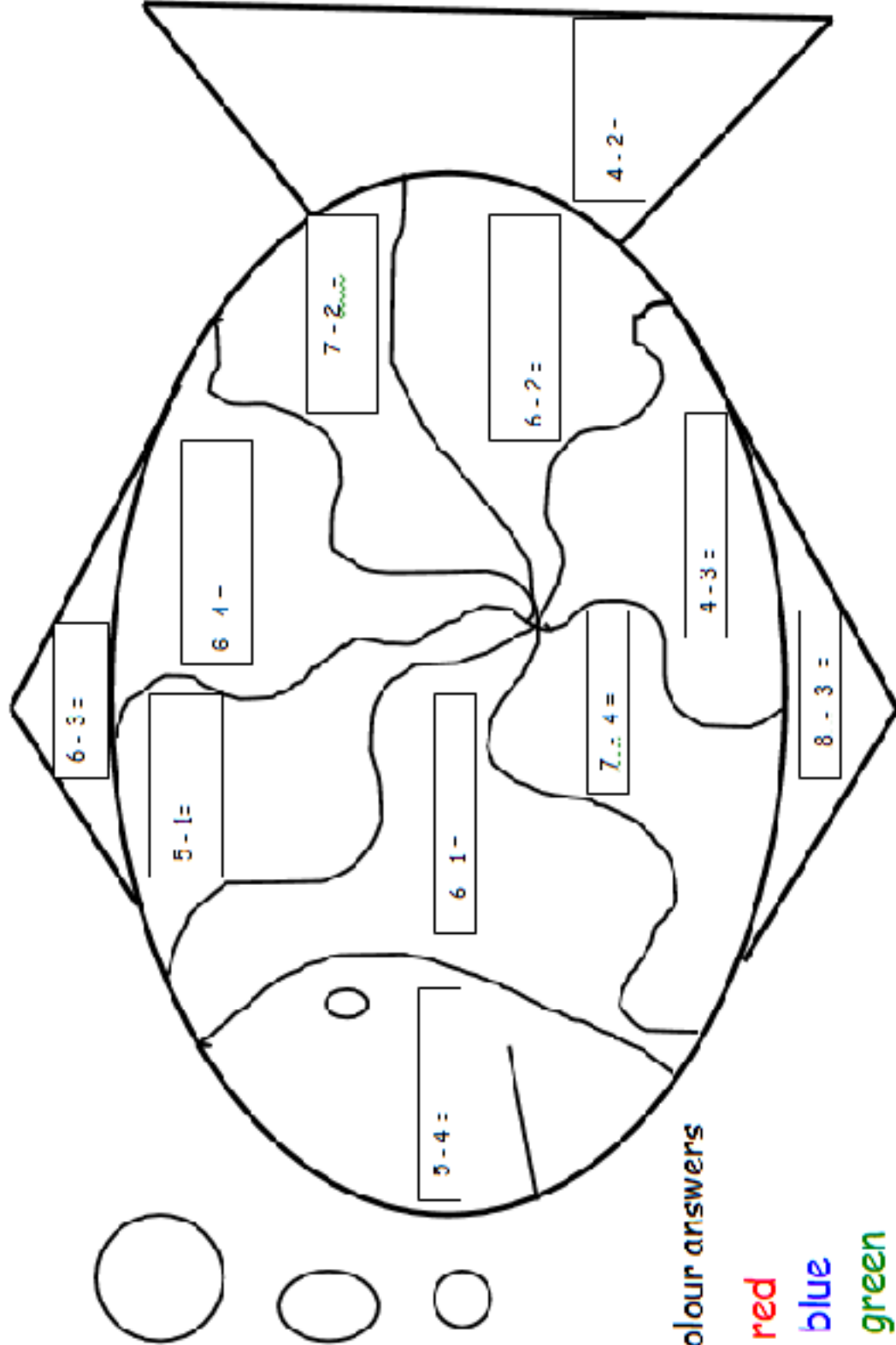


8) 10 Melons - 8 Melons = \_\_\_\_\_



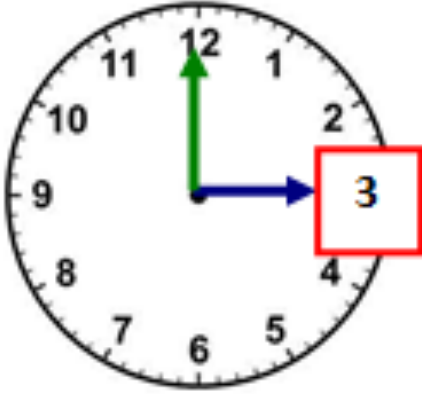

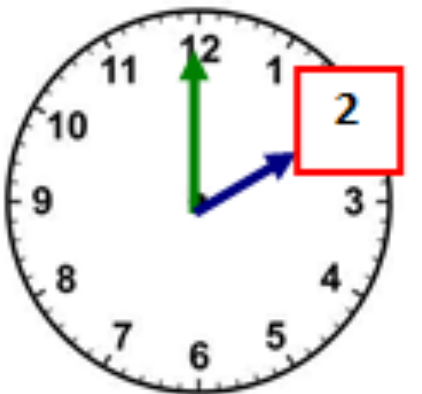

9) 7 Lemons - 7 Lemons = \_\_\_\_\_

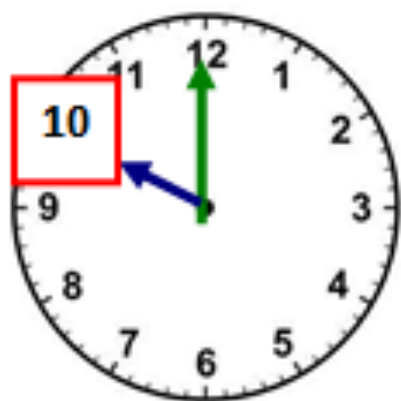




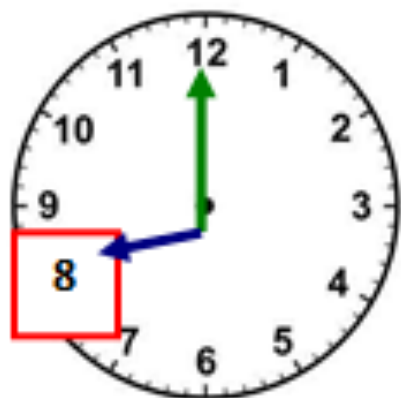
Colour answers

- 1 red
- 2 blue
- 3 green
- 4 yellow
- 5 brown

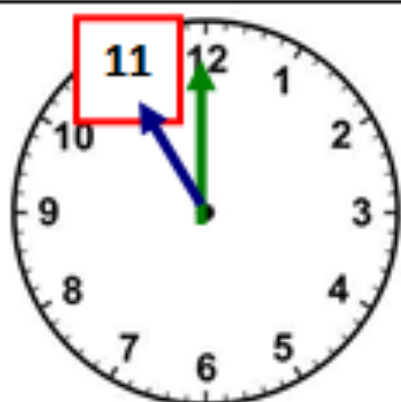
	<input data-bbox="845 504 973 627" type="text"/> o'clock
	<input data-bbox="845 896 973 1019" type="text"/> o'clock
	<input data-bbox="845 1388 973 1512" type="text"/> o'clock
	<input data-bbox="845 1747 973 1870" type="text"/> o'clock



o'clock



o'clock



o'clock



o'clock



**20p**



**10p**



**1p**



**2p**



**5p**



Sunday

Monday

Tuesday

Wednesday

Thursday

Friday

Saturday

Days of the Week

Set 1 and 2 Speed Sounds.

Speed Sounds Set 1

m m	a a	s s	d d	t t
i i	n n	p p	g g	o o
c c	k k	u u	b b	f f
e e	l l	h h	sh sh	r r
j j	v v	y y	w w	th th
z z	ch ch	qu qu	x x	ng nk



During the summer break, we would like you to continue practicing your reading. How many of these words can you read?

Reading Words: Can you read these words?

shop

chop

cash

quiz

chin

thin



chip

ship

Reading Words: Can you speedy read these words?

am

can

dad

pan

ran

pit

sit

mat

fat

net


**vet**

**met**

Reading Numbers: Read the word and match it to the number.



1.




My umbrella is blue  
and white.

2.



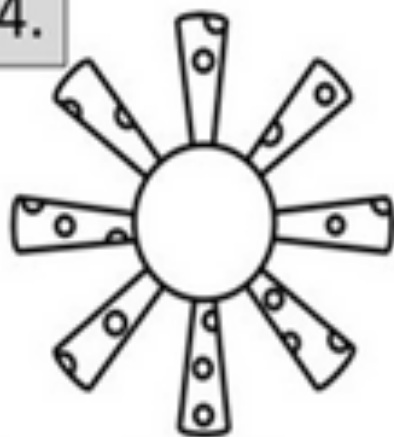
The little frog is  
green.

3.




The flower is red and  
yellow.

4.



I see a big, yellow sun.

5.



The bug is red and  
black.

6.



The butterfly is  
orange and red.

7.



My caterpillar is  
orange and brown.

8.



I have a green and  
purple kite.

9.



Can you see the black  
and yellow bee?

## The shop

Read the sentences below

Hot chips from the shop

A can of pop from the shop

Hot chips and pop

Mmmmm



Circle the correct answer

1. Hot chips from the

School

shop

bus

2. Hot chips and

Jam

Pop

fish



## Get up

Draw a line to match the sentence to the picture

Mum get up

dad get up

Sam get up

the sun is up



Circle the correct answer

1. Mum \_\_\_\_\_ up

Pick                      get                      sits

Write the tricky word the

## On The Bus Comprehension



Clap with us  
on the big, red bus  
with the fat, red hen  
and the pup with a pen.

Sit, sing and clap with a fish in your lap!

1. Tick (✓) the best answer.

The pup had

a pen \_\_\_\_

a hat \_\_\_\_

a hen \_\_\_\_

2. Draw 3 lines to match the word with the picture.

sit

sing

clap

jump



3. Find and copy two words that describes the hen.

\_\_\_\_\_

\_\_\_\_\_

**Matching Sentences and Pictures: Draw a line from the sentence to the matching picture.**

The balloon floats  
up into the air.



The dog plays catch  
with a stick.



The car has a loud  
horn.



The flowers in the  
garden are pretty.



The pizza tastes  
good.



Completing Sentences using Picture Clues: Write the last word in each sentence. Use the picture as a clue.

I see the

\_\_\_\_\_
-----
\_\_\_\_\_



coat
cat

I see the

\_\_\_\_\_
-----
\_\_\_\_\_



stamp
stew

I see the

\_\_\_\_\_
-----
\_\_\_\_\_



mouse
mat

I see the

\_\_\_\_\_
-----
\_\_\_\_\_



chin
chair

I see the

\_\_\_\_\_
-----
\_\_\_\_\_



boy
book

Reading sentences: Read each sentence and complete the picture.



I have short hair.



I have long hair.



I have brown hair.



I have a hat.

**Reading sentences: Read each sentence and complete the picture.**



I am happy.



I am cross.

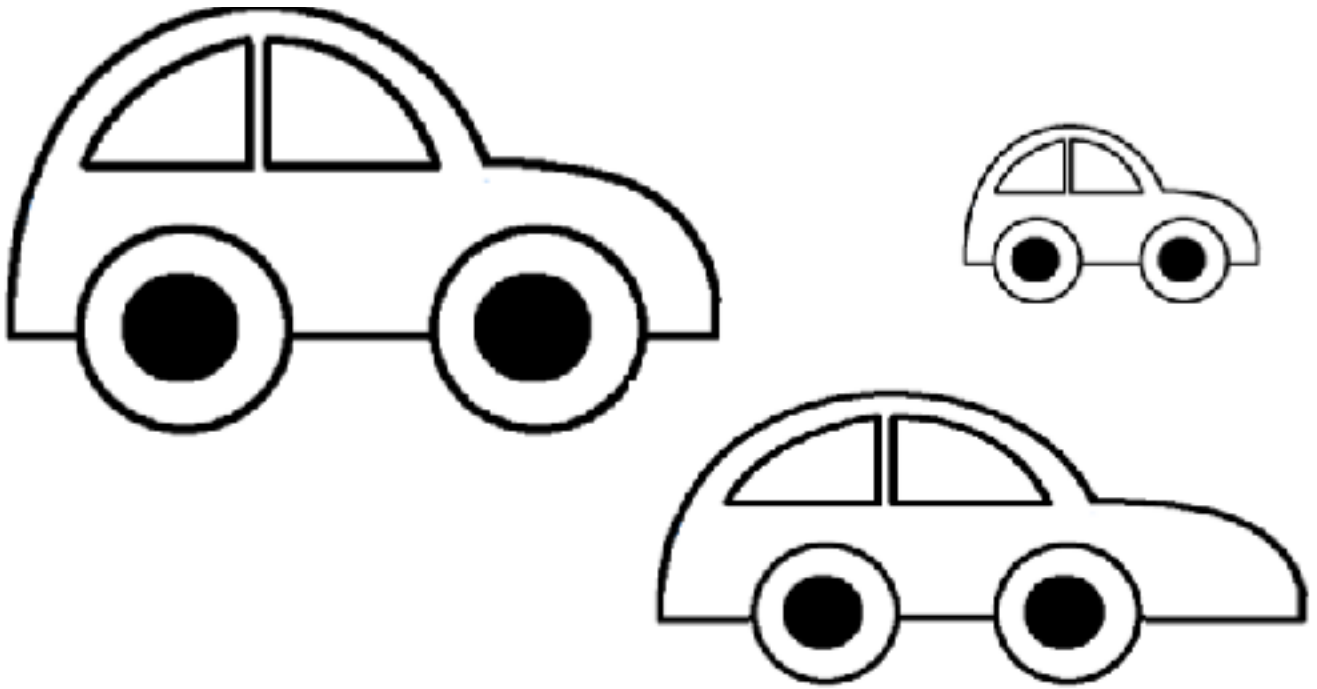


I am sad.



I am sleepy.

**Reading sentences: Read each sentence and colour in the cars correctly.**



The big car is yellow.  
The long car is blue.  
The small car is red.

Reading sentences: Read each sentence and colour in the cars correctly.



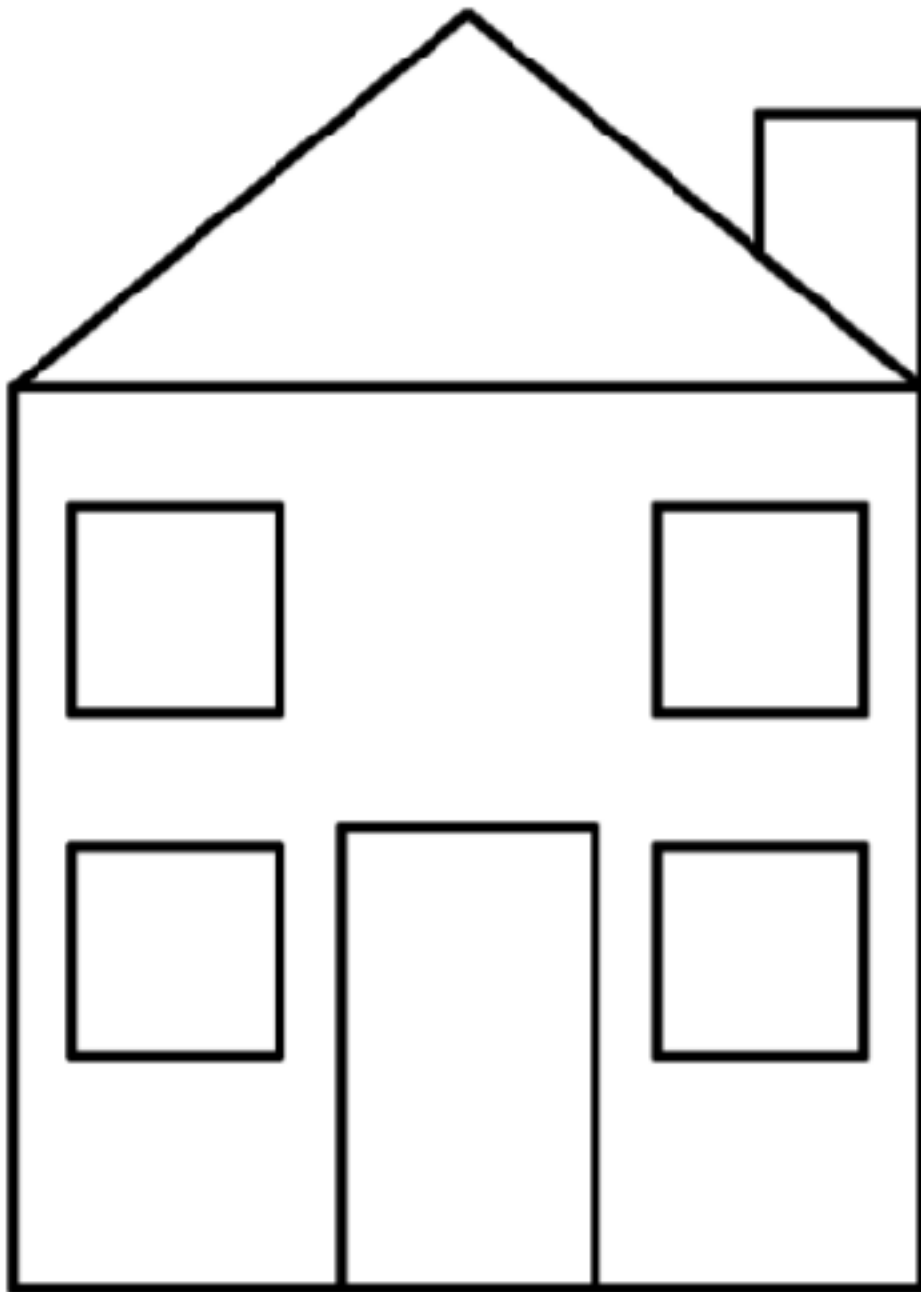
The first car is red.

The third car is blue.

The second car is green.

**Reading sentences: Read each sentence and colour in the cars correctly.**





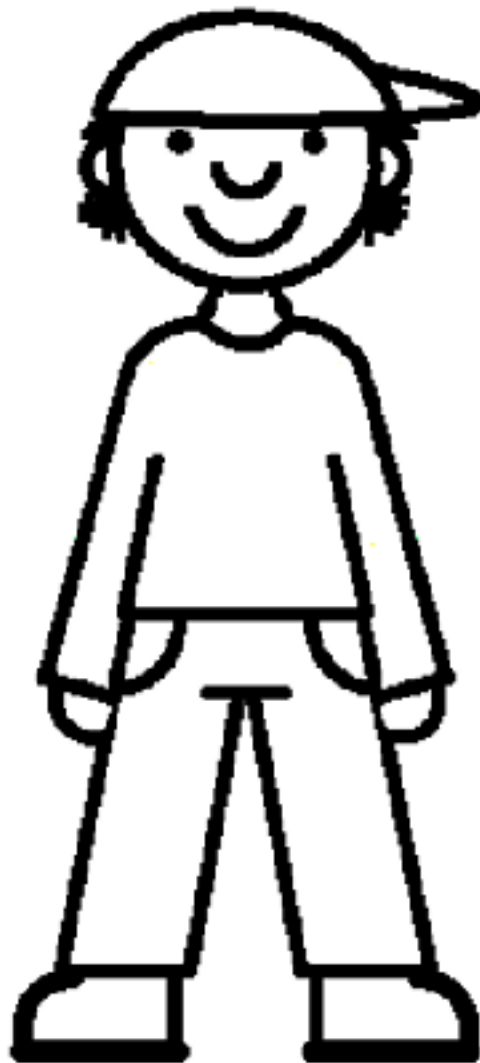
thes

The roof is red.

The door is green.

The windows are blue.


The chimney is yellow.



Reading  
correct

the clothes

My jumper is red.  
My trousers are green.  
My hat is blue.  
My shoes are black.








Phonics  
words.

'o make

My jumper is spotty.  
My trousers are stripy.  
My shoes are grey.

s a t p i n

s a t p i n m d



ma



ma



ma







sa



da

s a t p i n

	pi
	si
	ta
	pa
	pa



\_ o \_



\_ a \_



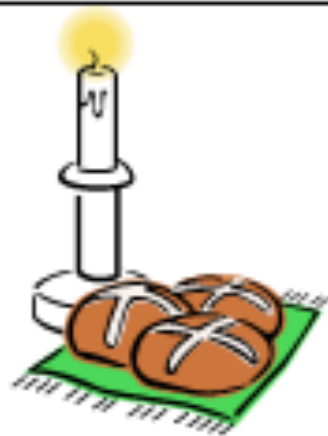
\_ a \_



\_ a \_



\_ u \_




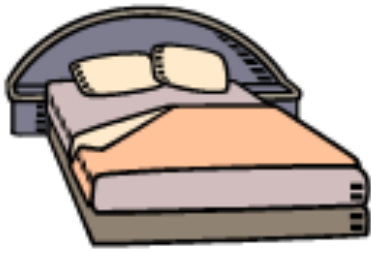
\_ u \_



\_ u \_



\_ o \_



ri



eep



Phonics - Vowel graphemes - ai, ee, igh, oa.  
Fill in the missing graphemes.



n \_\_\_\_\_ l



b \_\_\_\_\_



s \_\_\_\_\_ p



r \_\_\_\_\_ t



f \_\_\_\_\_ t



p \_\_\_\_\_ l



n \_\_\_\_\_ t



c \_\_\_\_\_ t

Phonics - Vowel graphemes - ear, air, ure.  
Fill in the missing graphemes.



h \_\_\_\_\_



h \_\_\_\_\_



man \_\_\_\_\_



a p \_\_\_\_\_ of trainers



se \_\_\_\_\_



t \_\_\_\_\_ drop











b \_\_\_\_\_ d



f \_\_\_\_\_ ground

Phonics - Vowel graphemes - ur, ow, oi, er  
Fill in the missing graphemes.

	
<p>c _____ l</p>	<p>c _____</p>
	
<p>tin f _____ l</p>	<p>t _____ nip</p>
	
<p>ladd _____</p>	<p>_____ l</p>
	
<p>qu _____ ts</p>	<p>hamm _____</p>

# Writing

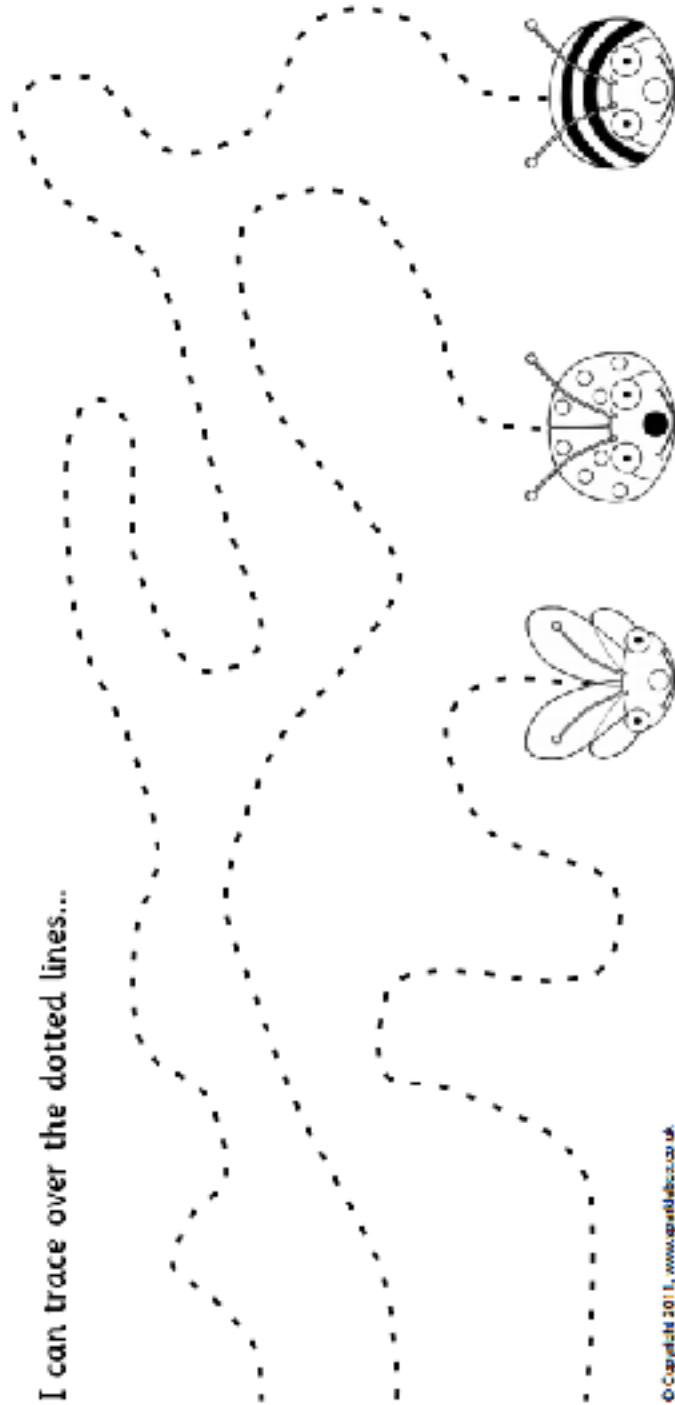
Writing: I can write my name.

a b c d e f g h i j k l m n o p q r s t u v w x y z

I can write my name...



I can trace over the dotted lines...



Writing: I can write my 'caterpillar' letters.

Caterpillar

a c o d g q e s f



a c o d g q e s f a c o d g q e s f

a c o d g q e s f a c o d g q e s f

Write your own:

.....

.....

.....

.....

# Ladder Letters

l i t u j y

l i t u j y l i t u j y  
l i t u j y l i t u j y

Write your own:

.....

.....

.....



# One-Armed Robot Letters



r b n h m k p  
r b n h m k p  
r b n h m k p

Write your own:

.....

.....

.....

.....



# Zigzag Monster Letters

---

v w x z v w x z v w x z v w x z

v w x z v w x z v w x z v w x z

Write your own:

.....

.....

.....

.....



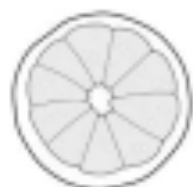
C is for CAP

Trace over the sounds then write some of your own.

C C C C C C C

---

---



O is for ORANGE

Trace over the sounds then write some of your own.

O O O O O O O

---

---



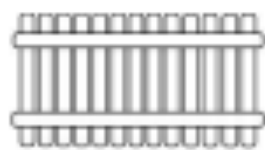
S is for SUN

Trace over the sounds then write some of your own.

S S S S S S S S

---

---



F is for FENCE

Trace over the sounds then write some of your own.

F F F F F F F F

---

---



G is for GLOVES

Trace over the sounds then write some of your own.

G G G G G G G

---

---



Q is for QUIVER

Trace over the sounds then write some of your own.

Q Q Q Q Q Q Q

---

---



A is for ARROW

Trace over the sounds then write some of your own.

A A A A A A A

---

---



D is for DINOSAUR

Trace over the sounds then write some of your own.

D D D D D D D

---

---



H is for HAT

Trace over the sounds then write some of your own.

H H H H H H H

---

---



L is for LADYBIRD

Trace over the sounds then write some of your own.



I is for INK

Trace over the sounds then write some of your own.



J is for JELLY

Trace over the sounds then write some of your own.





R is for RING

Trace over the sounds then write some of your own.

R R R R R R R R

---

---



B is for BEAR

Trace over the sounds then write some of your own.

B B B B B B B

---

---



K is for KITE

Trace over the sounds then write some of your own.

K K K K K K K

---

---



V is for VAN

Trace over the sounds then write some of your own.



W is for WINDMILL

Trace over the sounds then write some of your own.





M is for MONKEY

Trace over the sounds then write some of your own.

M M M M M M

---

---



N is for NEST

Trace over the sounds then write some of your own.

N N N N N N

---

---



X is for X-RAY

Trace over the sounds then write some of your own.

X X X X X X

---

---





Y is for YO-YO

Trace over the sounds then write some of your own.

Y Y Y Y Y Y Y Y

---

---



Z is for ZIGZAG

Trace over the sounds then write some of your own.

Z Z Z Z Z Z Z Z

---

---

<http://www.bbc.co.uk/bitesize/ks1/literacy/spelling/play/>

<http://www.phonicsplay.co.uk/BuriedTreasure2.html>

### **Maths**

[http://www.bbc.co.uk/bitesize/ks1/maths/number\\_ordering/play/](http://www.bbc.co.uk/bitesize/ks1/maths/number_ordering/play/)

<http://www.crickweb.co.uk/ks1numeracy.html>

[http://www.hbschool.com/activity/counting\\_objects/](http://www.hbschool.com/activity/counting_objects/)

<https://www.topmarks.co.uk>